









## Curledge Street Academy feedback guidance

<p><b>General and praise:</b></p> <p>Teachers will mark pupils' work in purple. Children's responses and annotations will be in green.</p> <p>HP - House point (A maximum of 5 for one piece of work)</p>	
<p><b>Corrections:</b></p>	
	<p>Children will need to respond to the question or instruction the teacher has set in English, maths and foundation subjects as applicable.</p>
<p>O or P</p>	<p>Incorrect punctuation will be circled. A dot (or cross) will be used if a calculation is incorrect. The letter P will be placed in the margin on a line where a child will need to make alterations to punctuation.</p>
	<p>A word or phrase will need to be inserted here.</p> <p><b>Mind maps:</b> show the acquisition of new knowledge in a unit. Start of unit: children write knowledge in pen/pencil marked with  or .(dot). Through/end of unit: children add in green, teacher  or .(dot)</p>
	<p>A new paragraph is needed at this point in your work</p>
<p>sp.----- ---</p>	<p>This spelling is incorrect and needs to be corrected. Underline age appropriate spellings and consider creative marking of spelling mistakes e.g. can you find and correct the five incorrectly spelt words in a passage?</p>
<p><b>Level of support given:</b> All work is assumed to be independent unless: S Support given</p>	<p><b>Absence</b> If a child is absent show this with an <b>A</b> or '<b>A for .....</b>' <b>Whatever the LF/activity was i.e 'A for independent write'</b></p> <p><b>Supply marking</b> Work marked by a supply teacher will be stamped <b>ST</b>.</p>
<p><b>Foundation subjects:</b> marking of writing using marking code above, ie ", O or P (no R needed unless appropriate),  vocabulary that children have securely understood on knowledge organiser.</p>	